



Institute
and Faculty
of Actuaries

DGFS – Too Much D and not Enough G?

Abhishek Srivastav & Craig Nowrie,
Columbia Threadneedle Investments

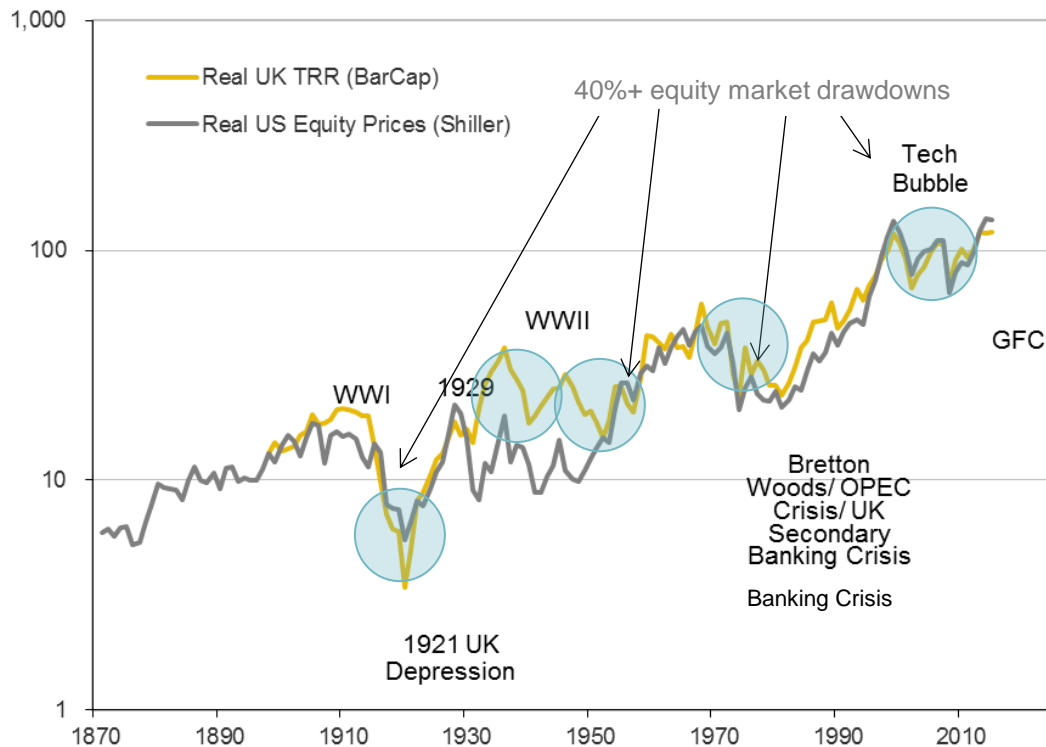
IFOA's joint Risk, Investment, Pensions conference DGFS – Too Much D and not Enough G?

For professional investors only
November 2017



Why Multi Asset

Volatility-controlled approach seeks equity-like returns with less volatility



■ We believe that

- Multi asset investing can provide attractive positive returns whilst helping to keep volatility in check
- Equities will continue to deliver attractive long-term returns
- Equities are volatile and can underperform when investors most need good returns
- Volatility is here to stay

Appropriate benchmarks?

Managers' self-appointed targets

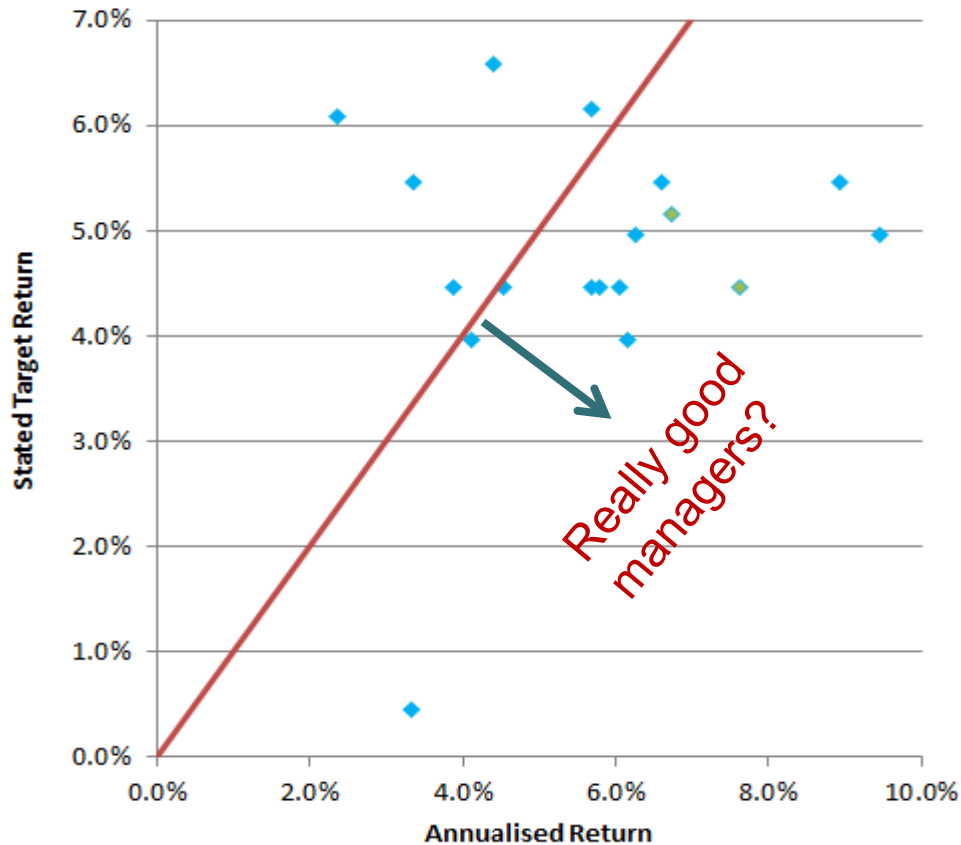
Firm Name	Product Name	Product: Preferred Benchmark	Period Return	Period Target	Met Target
Ruffer LLP	Global long only absolute return strategy	Cash	3.34%	0.46%	√
Baillie Gifford & Co	Diversified Growth	Base Rate + 3.5%	6.17%	3.96%	√
BlackRock	Dynamic Diversified Growth	LIBOR + 3.5%	4.10%	3.96%	
Barings LLC	Dynamic Asset Allocation	LIBOR + 4%	5.80%	4.46%	√
F&C (BMO Global Asset Management)	Diversified Growth strategy	LIBOR + 4%	4.52%	4.46%	
Insight Investment	Diversified growth	Cash +4%	5.68%	4.46%	√
Newton Investment Management	Newton Real Return GBP	LIBOR +4%	3.88%	4.46%	
Threadneedle Asset Management Ltd	Threadneedle Pensions Multi Asset Fund	Base Rate +4%	7.61%	4.46%	√
Aberdeen Asset Management PLC	Diversified Multi Asset Growth	LIBOR +4.5%	6.27%	4.96%	√
Legal & General	Dynamic Diversified (Active)	Base Rate +4.5%	9.47%	4.96%	√
Threadneedle Asset Management Ltd	Threadneedle Dynamic Real Return Fund	UK CPI +4%	6.74%	5.10%	√
Fulcrum Asset Management	Fulcrum Diversified Absolute Return Strategy	RPI + 3-5%	2.35%	5.30%	
Fidelity International	Diversified Growth	Cash + 5%	6.60%	5.46%	√
M&G Investment Management Ltd	M&G Episode Allocation	Cash + 5%	8.93%	5.46%	√
Standard Life Investments Limited	Global Absolute Return Strategy (GARS)	LIBOR +5%	3.36%	5.46%	
Investec Asset Management	Diversified Growth	UK CPI + 5%	5.68%	6.10%	
Fulcrum Asset Management	Fulcrum Diversified Growth	RPI + 4-5%	4.40%	6.30%	
Schroder Investment Management	Diversified Growth	RPI +5%	6.06%	6.80%	

- Included are Diversified Growth Funds in the eVestment database with:
 - A specified total return target, and;
 - 4.25 years track record to September 30 2017.

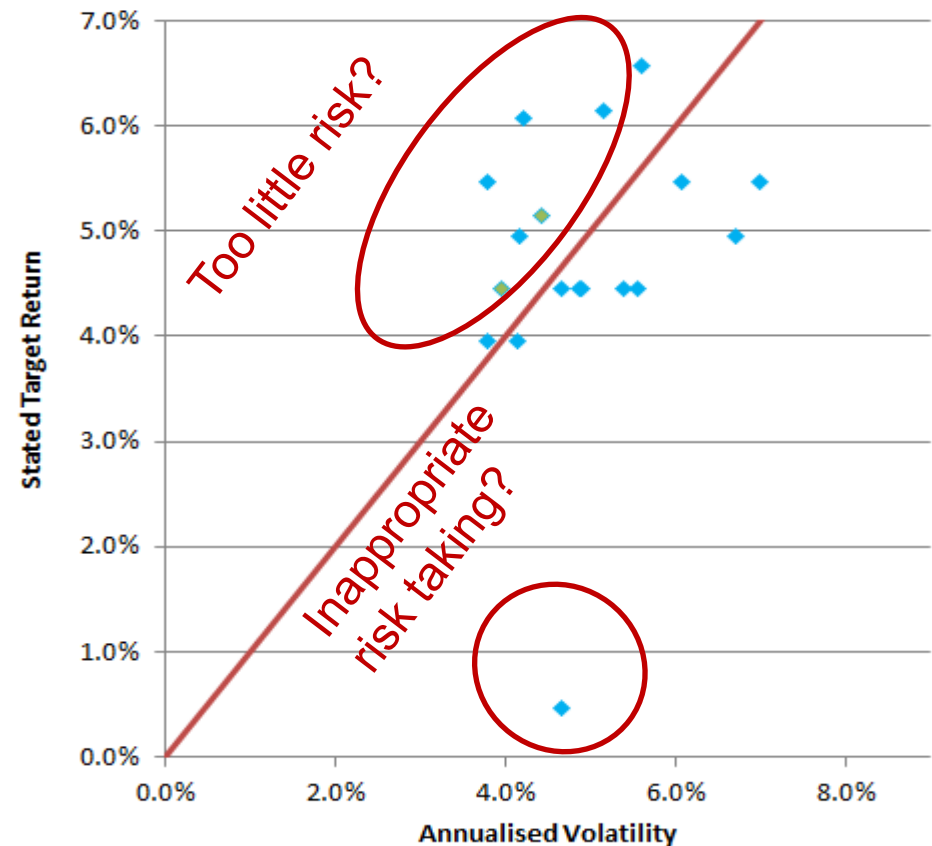
Appropriate benchmarks?

Managers' self-appointed targets have been poor guides to returns

DGF Target returns vs Experienced Returns since June 2013



DGF Target returns vs Experienced Volatility since June 2013

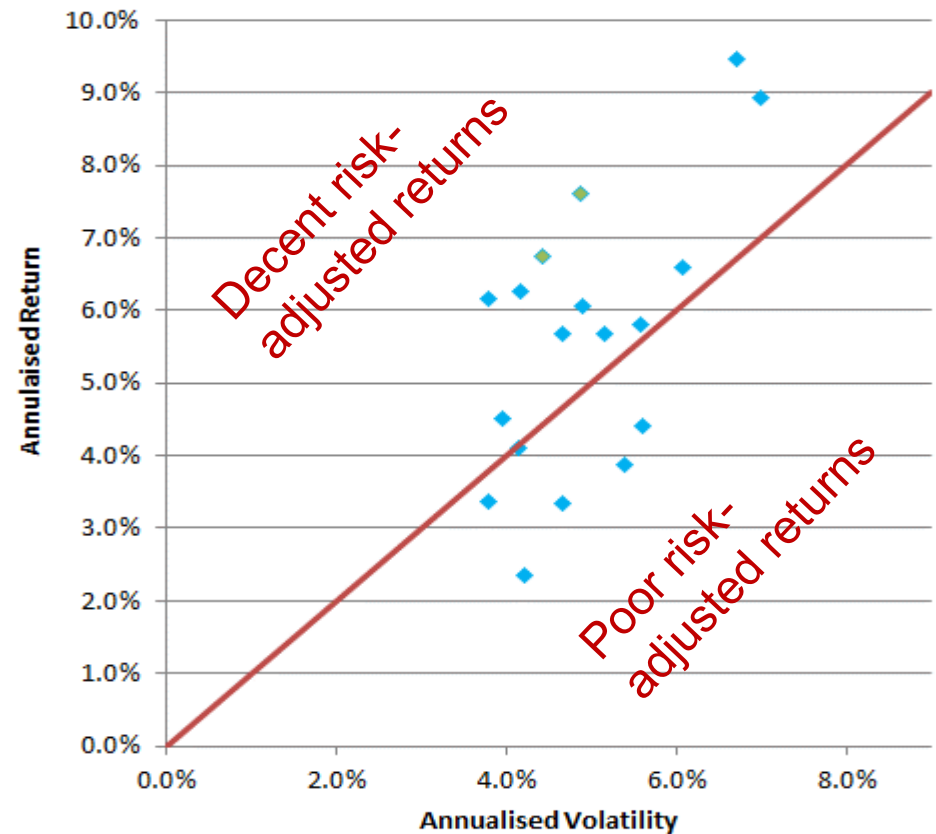


Appropriate benchmarks?

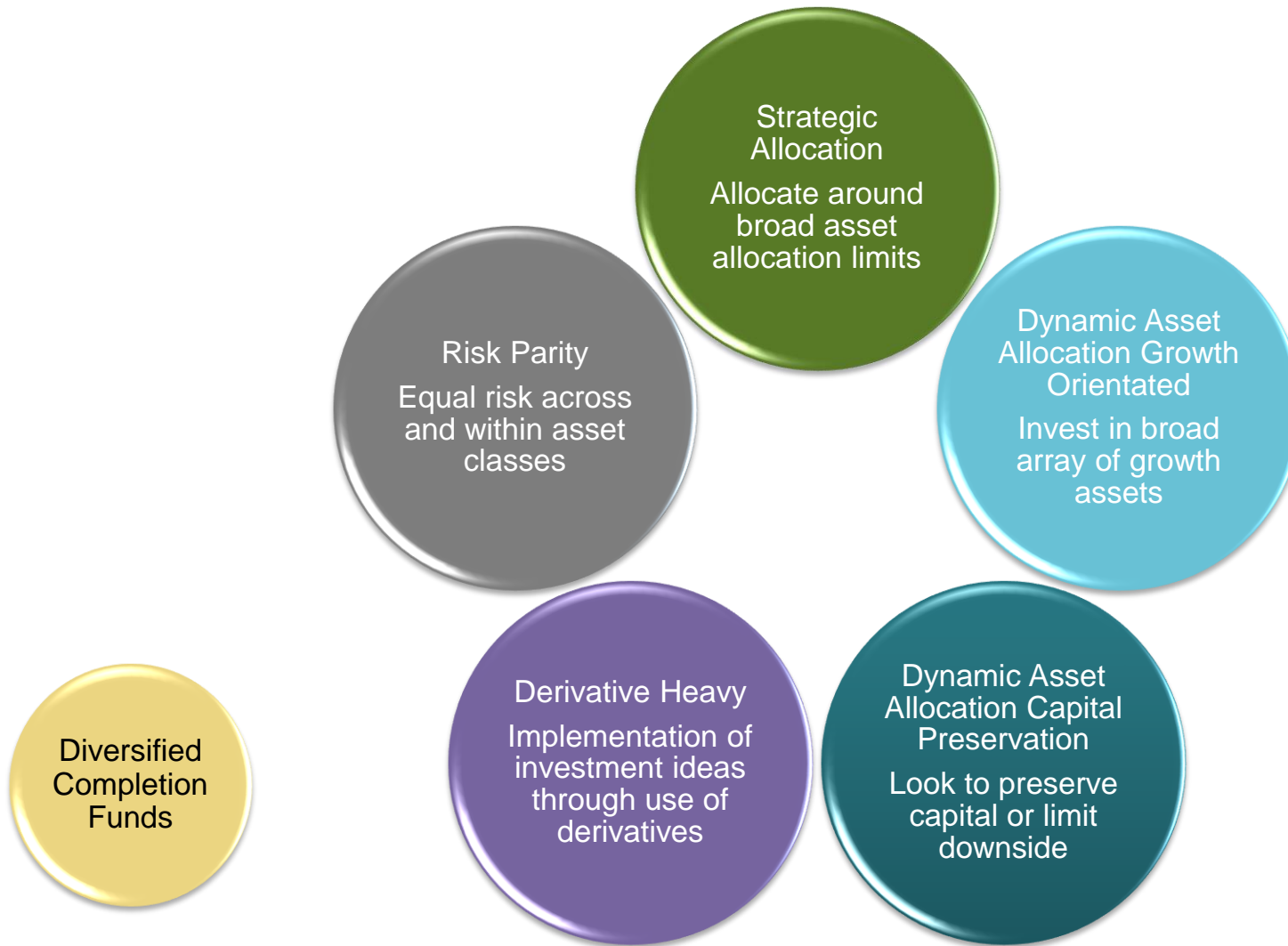
Managers' self-appointed targets have been poor guides

- Self-appointed benchmarks do not correlate well with ex post performance or ex post risk.
- DGF managers are all seeking to meet clients' needs and expectations.
- DGF managers are operating differing investment processes to achieve these client outcomes, the success of which can be seen ex post in risk-adjusted returns.
- Investment approaches differ wildly across investment managers, and it is important to understand your manager's approach.

DGF Experienced returns vs Experienced Volatility since June 2013



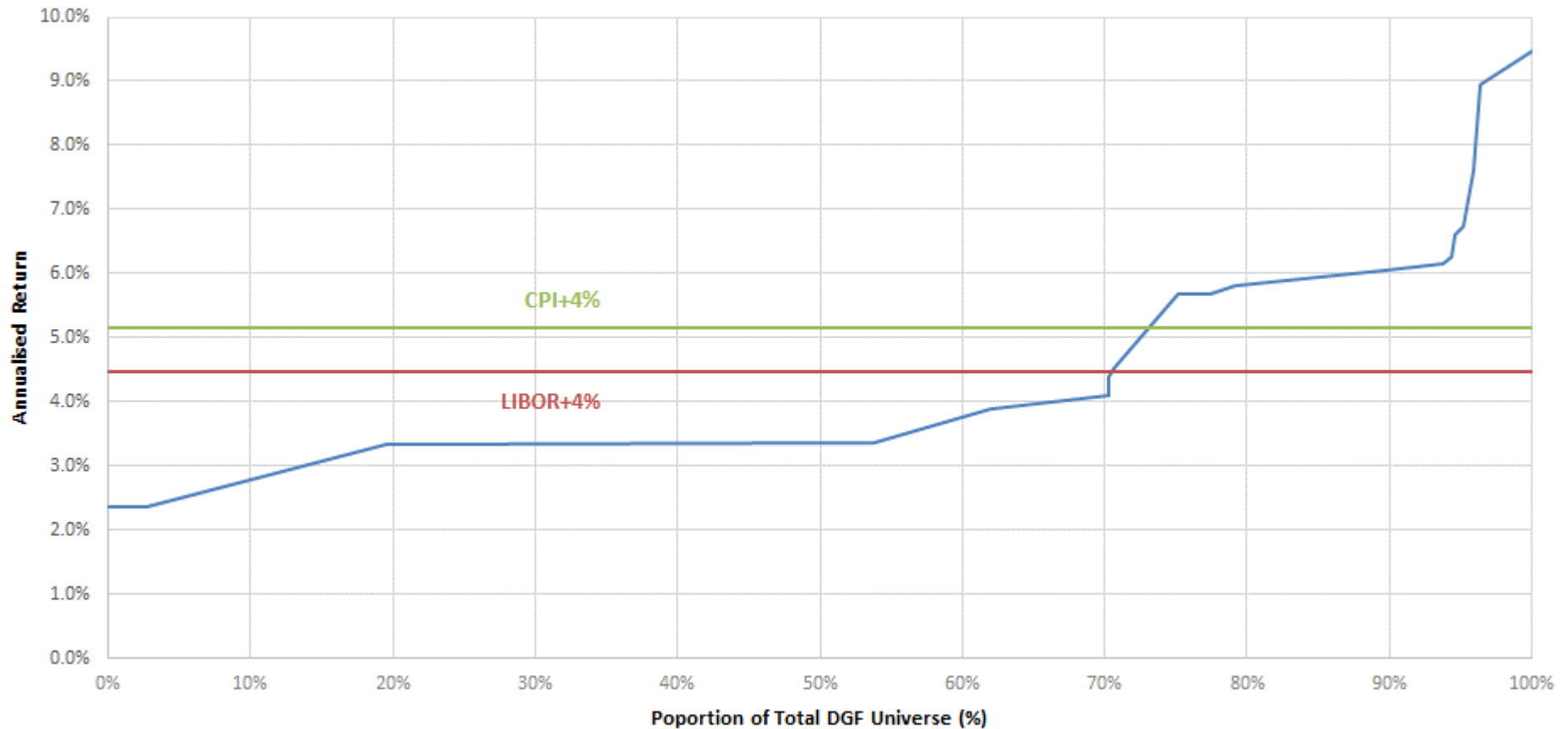
DGF Landscape – Real Return and Income



Too Much D not enough G?

Returns v AUM in Strategy

DGF Experienced returns since June 2013 vs Proportion of Total DGF Universe as at 30 September 2017



Source: Columbia Threadneedle and eVestment, September 30 2017.

Summary and Conclusions

- Diversified Growth Funds are designed to deliver decent medium-term returns with a much lower level of volatility than equities
- How can schemes effectively choose DGFs to suit their risk and return appetite?
 - Looking at the target is disastrously unhelpful
 - Looking at the style and type can be helpful
- Appropriate benchmarks?
 - Ask the manager what success looks like in different environments *ex ante*
 - Keep an eye on 'what you could've won'
- Think about what you are hoping the manager to achieve:
 - Good risk-adjusted returns on an outright basis?
 - Active asset allocation overlay to deliver continual governance at a scheme level?
 - Investments that you can understand and defend to your members?
 - Correlation characteristics with other investments held?
- Successfully delivered, DGFs can be hugely helpful for pension schemes both DC and DB – but don't appoint one just because it is fashionable to do so.

Important information

For internal use by Professional and/or Qualified Investors only (not to be used with or passed on to retail clients)

Past performance is not a guide to future performance. The value of investments and any income is not guaranteed and can go down as well as up and may be affected by exchange rate fluctuations. This means that an investor may not get back the amount invested.

Threadneedle Opportunity Investment Funds ICVC ("TOIF") is an open-ended investment company structured as an umbrella company, incorporated in England and Wales, authorised and regulated in the UK by the Financial Conduct Authority (FCA) as a Non-UCITS scheme.

Subscriptions to a Fund may only be made on the basis of the current Prospectus and the Key Investor Information Document, as well as the latest annual or interim reports and the applicable terms & conditions. Please refer to the 'Risk Factors' section of the Prospectus for all risks applicable to investing in any fund and specifically this Fund. The above documents are available in English only and may be obtained free of charge on request from Columbia Threadneedle Investments at PO Box 10033, Chelmsford, Essex CM99 2AL.

This presentation is not investment, legal, tax, or accounting advice. Investors should consult with their own professional advisors for advice on any investment, legal, tax, or accounting issues relating an investment with Columbia Threadneedle Investments.

The mention of any specific shares or bonds should not be taken as a recommendation to deal.

This material is for information only and does not constitute an offer or solicitation of an order to buy or sell any securities or other financial instruments, or to provide investment advice or services.

The research and analysis included in this document has been produced by Columbia Threadneedle Investments for its own investment management activities, may have been acted upon prior to publication and is made available here incidentally. Any opinions expressed are made as at the date of publication but are subject to change without notice and should not be seen as investment advice. Information obtained from external sources is believed to be reliable but its accuracy or completeness cannot be guaranteed.

This presentation and its contents are confidential and proprietary. The information provided in this presentation is for the sole use of those attending the presentation. It may not be reproduced in any form or passed on to any third party without the express written permission of Columbia Threadneedle Investments. This presentation is the property of Columbia Threadneedle Investments and must be returned upon request.

Issued by Threadneedle Investment Services Limited. Registered in England and Wales, Registered No. 3701768, Cannon Place, 78 Cannon Street, London, EC4N 6AG, United Kingdom. Authorised and regulated in the UK by the Financial Conduct Authority.

Columbia Threadneedle Investments is the global brand name of the Columbia and Threadneedle group of companies.

Questions

Comments

Expressions of individual views by members of the Institute and Faculty of Actuaries and its staff are encouraged.

The views expressed in this presentation are those of the presenter.



Institute
and Faculty
of Actuaries