




**The Actuarial Profession**

making financial sense of the future

## PPF – an update Stephen Rice



12 November 2012

---

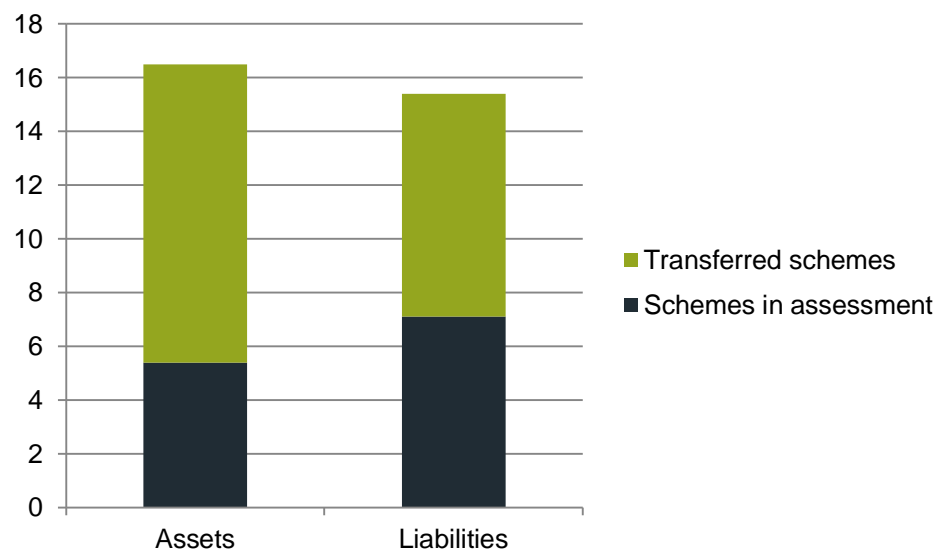
# Agenda

---

- Annual Report and Accounts highlights
- Progress of funding level since 31 March 2012
- Funding strategy recap
- Progress towards 2030 self-sufficiency
- 2012/13 and 2013/14 levy
- Questions

# 31 March 2012 Annual Report and Accounts - headlines

- Funding level – 106.9%
- Liabilities - £15.4 billion
- Assets - £16.5 billion



---

# Experience items – 31 March 2011 to 31 March 2012

---

- Surplus at start of year: £680m
- Investment return: +£2,400m
- Changes to assumptions: -£1,800m
- Interest on the liabilities: -£400m
- Levy income: +£600m
- New claims: -£300m
- Other items: -£100m
- Surplus at end of year: £1,070m

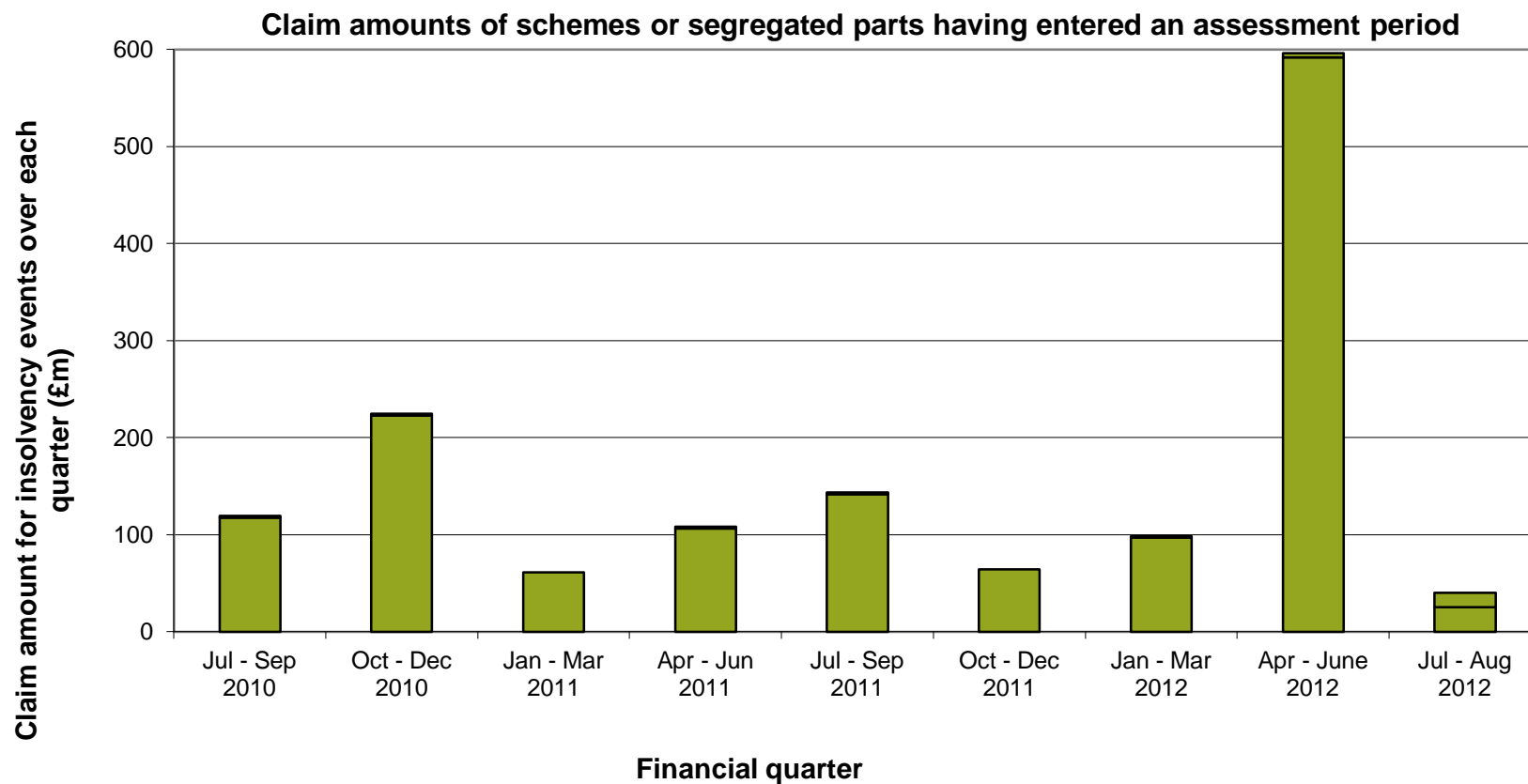
---

# Progress since March 2012

---

- Funding level at 31 March 2012 – 107%
- Funding level at 31 August 2012 – 103%
- A number of large claims on the fund
- Contingent Liabilities of £1.1 bn at 31 March 2012 as disclosed in the ARA
  - in respect of schemes where we were expecting a claim

# Claims amounts have risen sharply in recent months



---

# The PPF's funding strategy

---

- Quantitative framework to capture key risks
- First published August 2010
- First update published November 2011
- Most recent update published October 2012
- Update to stakeholders on progress to our vision
- Our vision is to protect people's future
- We need enough money to pay members
- End of August: 103% funded
- What about the future?

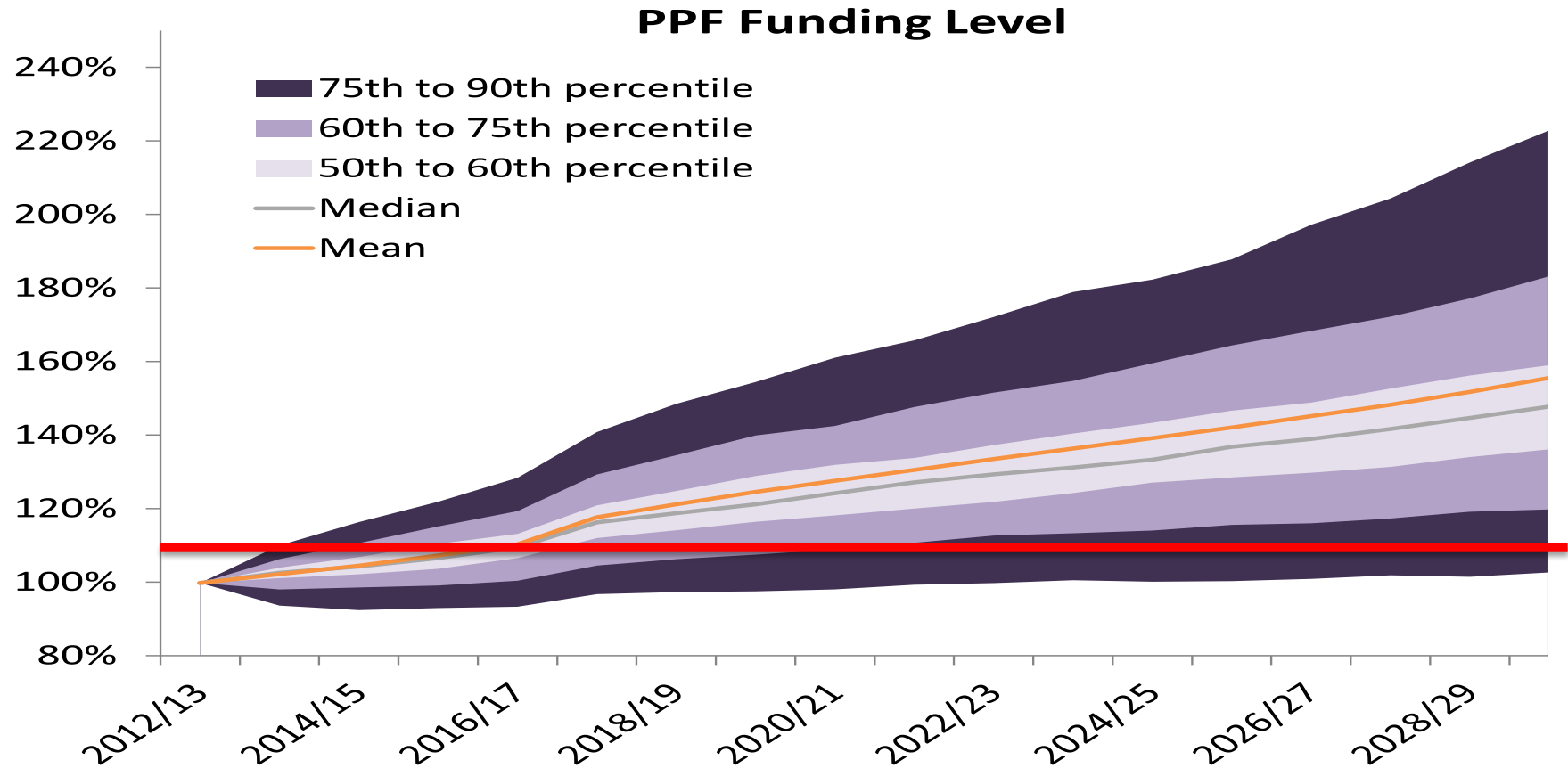
---

# The PPFs funding objective

---

- Our funding objective is to be financially self-sufficient by 2030.
- This means being 110% funded in 2030
- By 2030, future claims would be low relative to the size of the PPF; PPF levy will be less significant
- The 10% margin covers residual risks
- Our key metrics
  - probability of success = probability of being at least 110% funded in 2030. This was 84% in March 2012.
  - downside risk: the 90% percentile of projected PPF deficits over the period to 2030. This was £10bn in March 2012.

# The PPFs funding objective



---

# Developments since the previous update in November 2011

---

- Economic turmoil – larger deficits from schemes
- IORP Directive ('Solvency II for pension schemes')
- Central clearance of OTC derivatives
- 2013/14 PPF levy: set at £630m, below £687.5m limit
- Potential changes to RPI formula
- Probability of success was 84% in March 2012, fall from 87% last year

---

# Stress tests

---

- Downside scenario: Euro shock recession
  - UK recession in the short term, later recovery
  - asset returns and bond yields fall
  - higher insolvency probabilities
  - short-term spike in claims on the PPF
- Upside scenario: export-led recovery
  - strong growth in UK exports to emerging economies
  - higher investment and household spending, drop in oil prices
  - lower unemployment, inflation under control

# Stress tests

Scenario	Probability of success	Downside risk
Base case	84%	£10bn
Euro shock recession	76%	£21bn
Export-led recovery	93%	£3bn

---

# A reminder on the New Levy Framework

---

- Feedback from consultation:
  - More predictability in individual bills
  - Stability of levy bills also a priority
  - Levy should focus more on things schemes can actually control:
    - Funding position
    - Potentially investment strategy
    - i.e. Levy reflects their own risk, not others
  - More transparency on cross-subsidy
  - Stronger link to commercial charging – market consistency

---

# A reminder on the New Levy Framework

---

- Bottom up approach
  - total levy is sum of individual levies
  - more predictable levy bills
  - rules and factors adjusted in limited circumstances only.
- New approach to risk measurement
  - smoothing of scheme funding and insolvency risk
  - market-consistent rates for insolvency
  - takes account of investment risk.

---

# 2012/13 levy

---

- Initial estimate for 2012/13 levy, given in late 2011, was £550m
- Based on an estimate of how conditions would be at 31 March 2012
- We now expect to collect around £630 million
- Higher than the initial estimate by £80m
- Due to fewer than expected type A contingent assets, fewer than expected deficit reduction certificates, and lower than expected yields.

# Contingent Assets experience in 2012/13

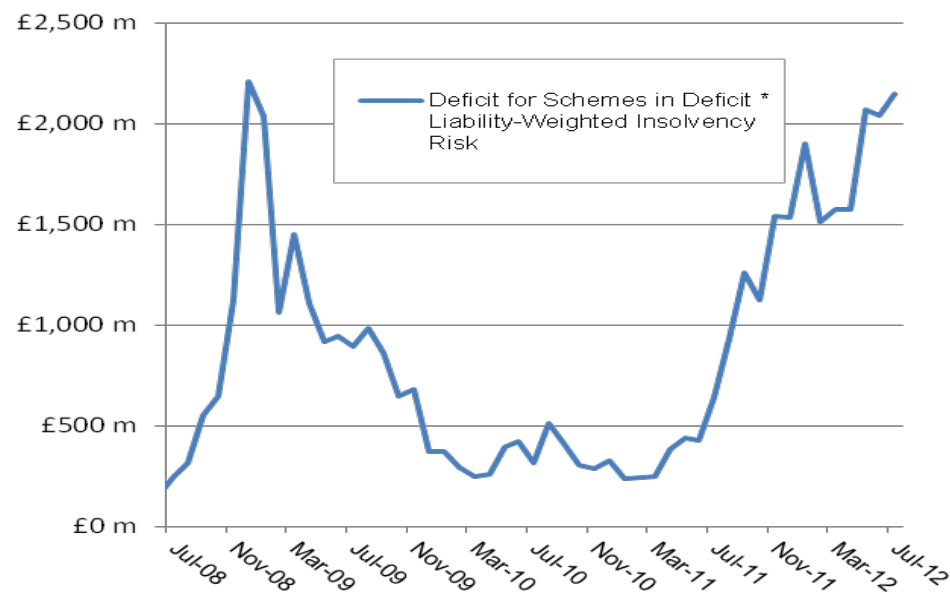
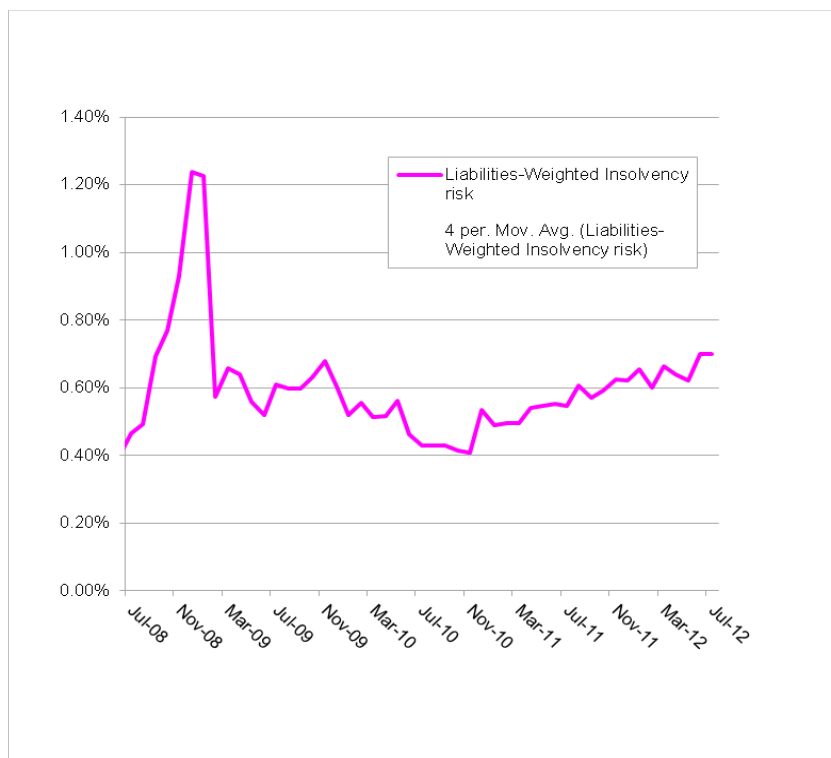
- Levy estimate assumptions for Contingent Assets:
  - re-certifications reduce levy quantum by c.£220m
  - New Contingent Assets reduce levy quantum by c.£40m
- Experience in 2012/13 differs significantly from assumptions:
  - value of re-certifications down 15% or c.£30m
  - value of new guarantees down 50% or c.£20m

Type	11/12	Re-certified	New for 2012/13	Total 12/13
A	785	589 (including 61 modified)	157	746
B	117	99	30	129
C	17	6	2	8

# 2012/13 levy case studies

Scheme	11/12 levy	12/13 levy	Change %	Comments
Scheme A	100	1,231	1,131	Contingent Asset withdrawn for 12/13 and poorly funded
Scheme B	100	328	228	High risk investment strategy and poorly funded. Strong covenant.
Scheme C	100	201	101	Quite low risk investment strategy, pays RBL for first time.
Scheme D	100	55	-45	Low risk investment strategy and very well funded.
Scheme E	100	30	-70	De-risked investment and well funded.

# 2013/14 levy - PPF risk has risen sharply



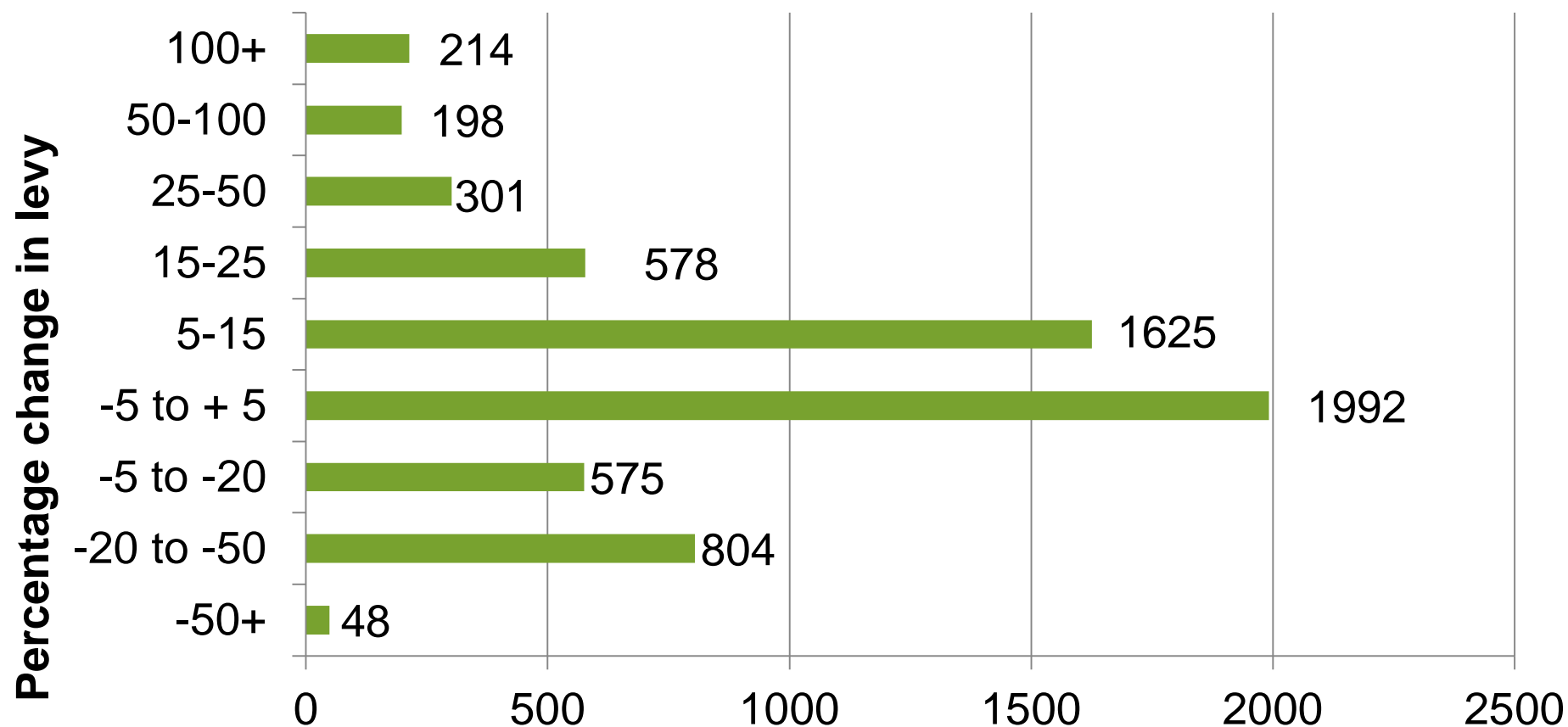
---

# 2013/14 levy proposal

---

- Would have collected £765m for 2013/14 had we used same parameters as for 2012/13
- Breaches upper limit of £687.5m (£550m + 25%)
- Board settled on £630m as estimate for 2013/14
- No increase compared with estimated collection for 2012/13

# Projected levy impact: 12/13 vs 13/14



---

# In summary

---

- Scheme funding has deteriorated significantly
- If our protection regime is to remain credible, then it needs to be properly funded
- YTD claims already exceed levy
- Contingent assets remain a concern
- Levy held at £630m for levy year 2013/14, but the year after a 10% increase is likely without a change in markets

# Questions or comments?

---

Expressions of individual views by members of The Actuarial Profession and its staff are encouraged.

The views expressed in this presentation are those of the presenter.

